






AGGREGESCRUB™ 150




-  AGGREGATES
-  RECYCLING
-  INDUSTRIAL SANDS
-  MINING

AggreScrub™ 150

SCRUB, SIZE, SEPARATE

The AggreScrub™ 150 plant is particularly suited to the C&D recycling market. Key benefits for customers include the improved wear characteristics, reduced costs, and the ability to effectively scrub aggregates and float out clays/silts/lights (wood/plastics) on one chassis. In addition, there are also a number of paddle options available depending on customers' needs, including the traditional hard wearing AR blades in 15 and 30mm variances as well as a new high manganese steel option.



FEATURES AND BENEFITS


- Produces up to 4 grades of Washed Screened Aggregate
- Modular Design with 'Plug and play' electrical connections for Quick Set-up
- Pre-Wired & Pre-Plumbed with Single Connection Points
- Fully Automated Touch Screen Control providing all-round plant information
- Logwasher angle adjustment allows increased material retention and Removal of Trash
- Choice of replaceable high tensile blades 15mm or 30mm AR, or Long-life Manganese cast blades to suit your application.
- Transportable in 2 containers

OPTIONS

- 12 x 5 2 deck (3.7m x 1.5m) sizing screen delivers 3 products (120R)
- 8 x 4 (2.4m x 1.2m) dewatering screen removes excess water from material before final screening (specific to PS 120R only)
- 6 x 2 (1.8m x 0.6m) dewatering screen separates lighter particles from the water on which it is floating

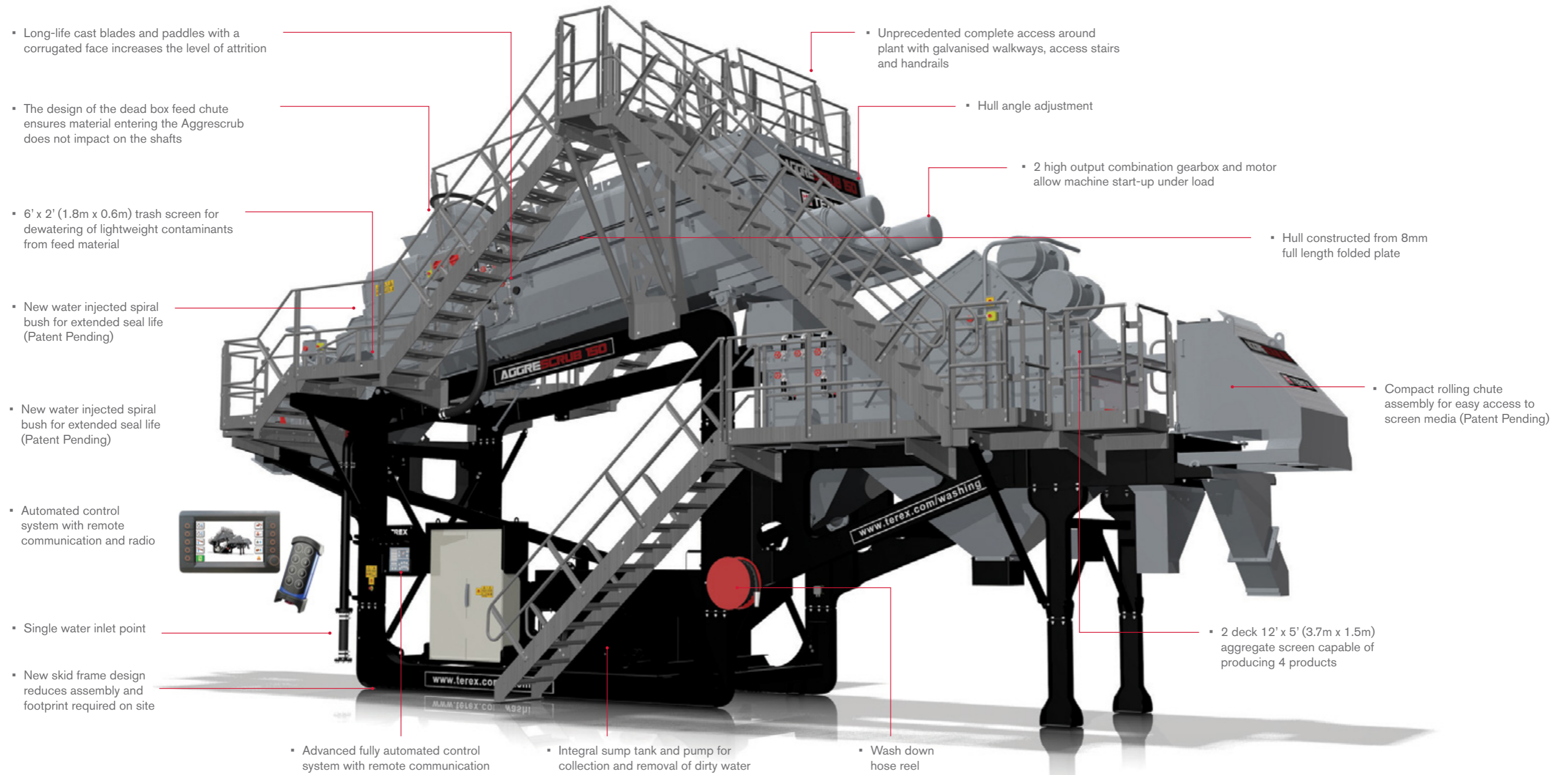
APPLICATIONS

- AGGREGATES
- RECYCLING
- MINING



AggreScrub™ 150

KEY FEATURES




LOGWASHER

HULL:

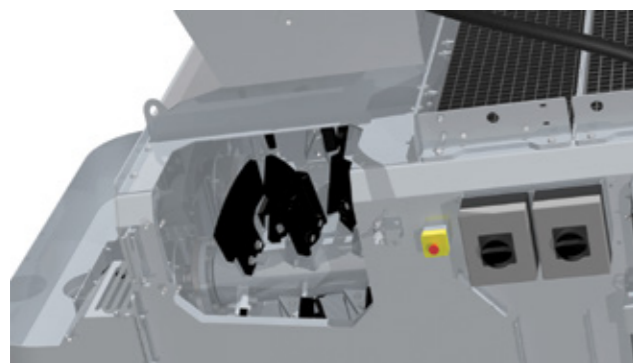
- 6m long x 2.15m wide hull
- 8mm thick single piece steel construction
- Variable angle 8-10 degrees
- Feed intake chute complete with deadbox type spreader plate to aid liberation of lights and organic
- Inspection hatches at feetpoint to clear debris
- Lightweight flowforge complete with handrail on top of the hull provides easy access for maintenance
- Elevated spray bars on sides & centre of hull
- Integral lifting points

DRIVE SYSTEM & SHAFTS:

- Two high output 22kW electrical motors and gear box driving two counter rotating axles, which perform the scrubbing action
- 3 blades options available: 15mm AR, 30mm AR or Manganese
- Shaft seal - Stuffing box type gland seal
- Fresh water injected bush protects gland seal
- Water filter for injection - 1" inline filters



One piece folded hull design.



Market leading access and serviceability. Gull wing door for side access to bearing, outlet etc.

CHASSIS & PIPEWORK

CHASSIS:

- Main Frame - Modular web & flange
- Walkways - Fully galvanised
- Walkway Access - On both sides of hull, screens and top of hull
- Handrails - On walkways and around top of hull
- Lights - Fitted to chassis (option)
- 12 x 5 Aggregate chute option - As roll away
- Webframe modular chassis
- Bolt together construction for ease of transport
- Heavy duty steel construction
- Easy access to serviceable areas
- Unrivalled walkway access

PIPE WORK:

- Water supply - Single point connection
- Wash down hose - Optional
- Plumbing - Factory pre-plumbed



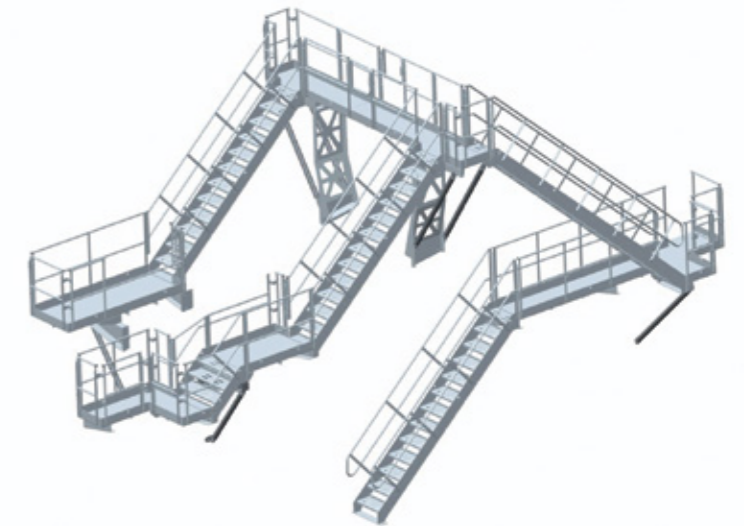
BLADE/PADDLE

- Option 1: 15mm AR 500
- Option 2: 30mm AR 500
- Option 3: Manganese Cast 70mm



ACCESS

- Unprecedented access and serviceability
- Fully galvanised
- Walkway round both sides of machine
- Ergonomic handrail design
- 650mm (24") wide



AGGREGATE SCREENS

8 X 4 AGGREGATE SCREEN

- High frequency vibrating screen
- Rinse scrubbed material into a single clean product


12 X 5 AGGREGATE SCREEN - 2 DECK OPTION

- Independent spray bars, 3 top deck, 2 bottom deck
- Rinse scrubbed material and size into 3 stockpiles
- High frequency vibrating screen
- Washes off any remaining grit after scrubbing



6 X 2 TRASH SCREEN OPTION

- Efficient dewatering of lights including plastic and organics.
- Strategically positioned to feed even high sided skips



SUMP TANK OPTION

- Pump - 100/100 centrifugal pump
- Motor - 7.5kW
- Water level regulation - Non-mercury float switch to prevent pump running dry
- Rinse scrubbed material into single clean product

ELECTRICS

- Wiring - Pre-wired and pre-plumbed
- Control panel enclosure - 1.8 X 1.2M
- HMI panel - Option

ELECTRIC MOTOR SIZES

- Logwasher motor - 22Kw
- 12 x 5 motor - 6.63Kw
- 6 x 2 motor - 2.69Kw
- Sump pump motor - 7.5Kw

CONTROL SYSTEM

- Robust full color graphic HMI (Human Machine Interface)
- Automated start / stop sequence of all plant items
- Automated sequence shutdown on fault detection
- All motors load currents and voltages
- Integration with other plants (eg. Aggresand™)


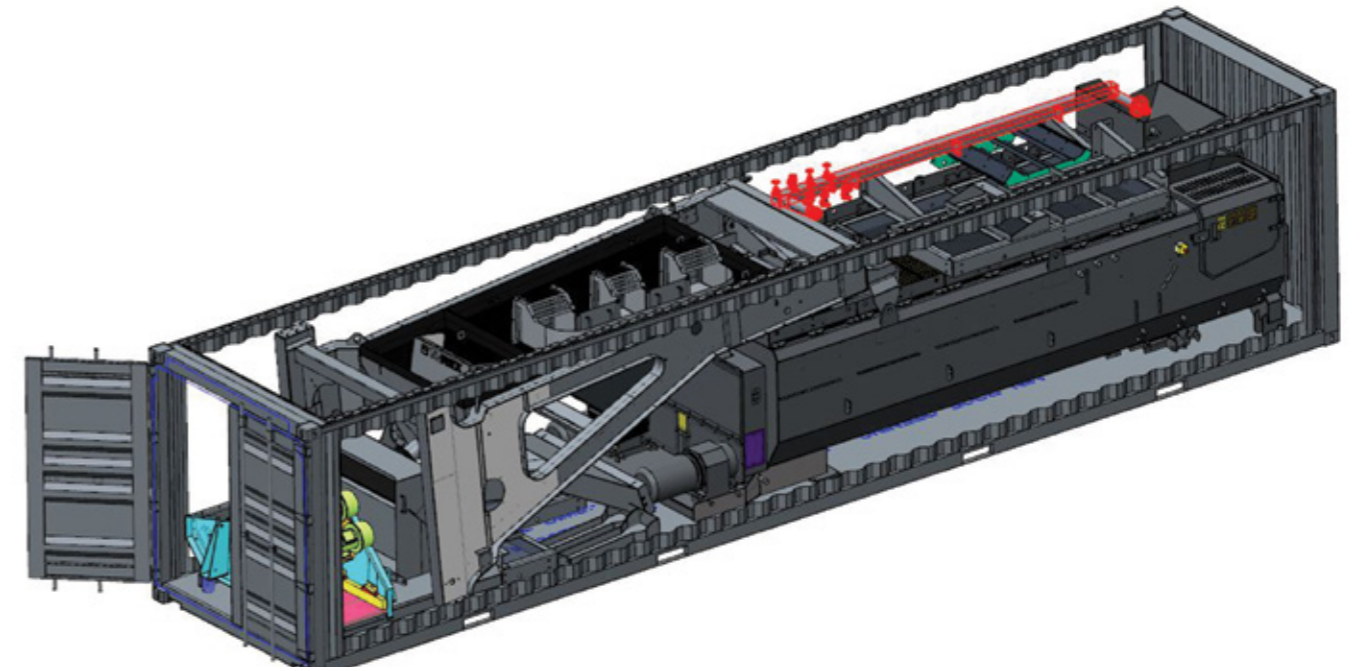


OPTIONS

- Telemetry System with remote communication of all alarms and status such as TPH via text message and / or email (can be tailored to exact requirements)

TRANSPORT CONTAINERS

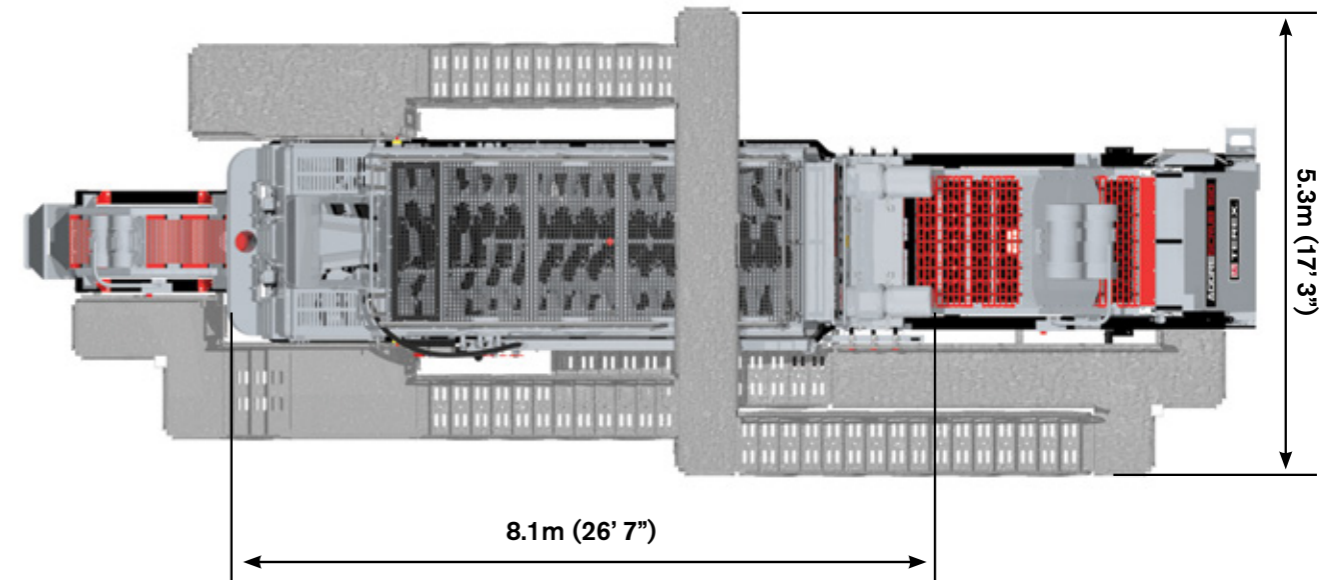
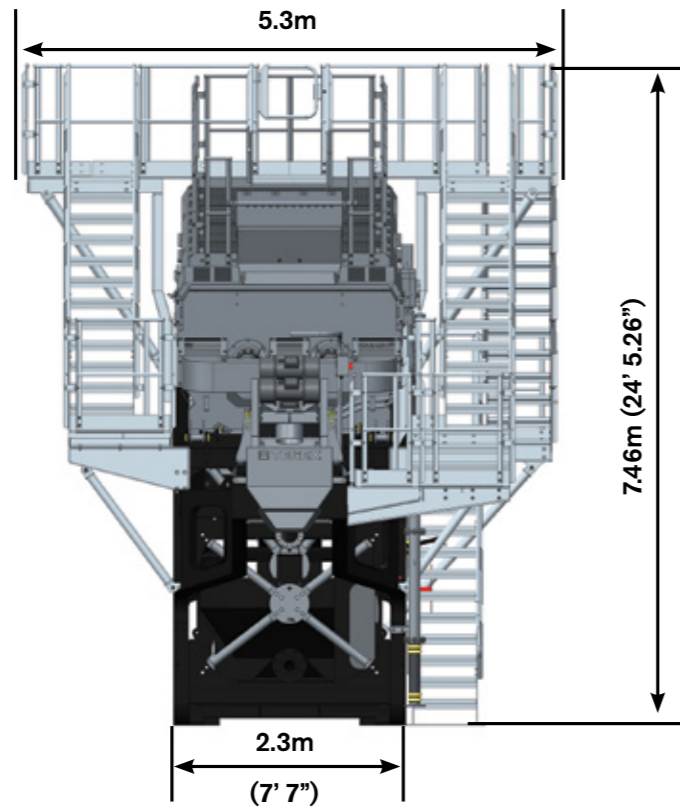
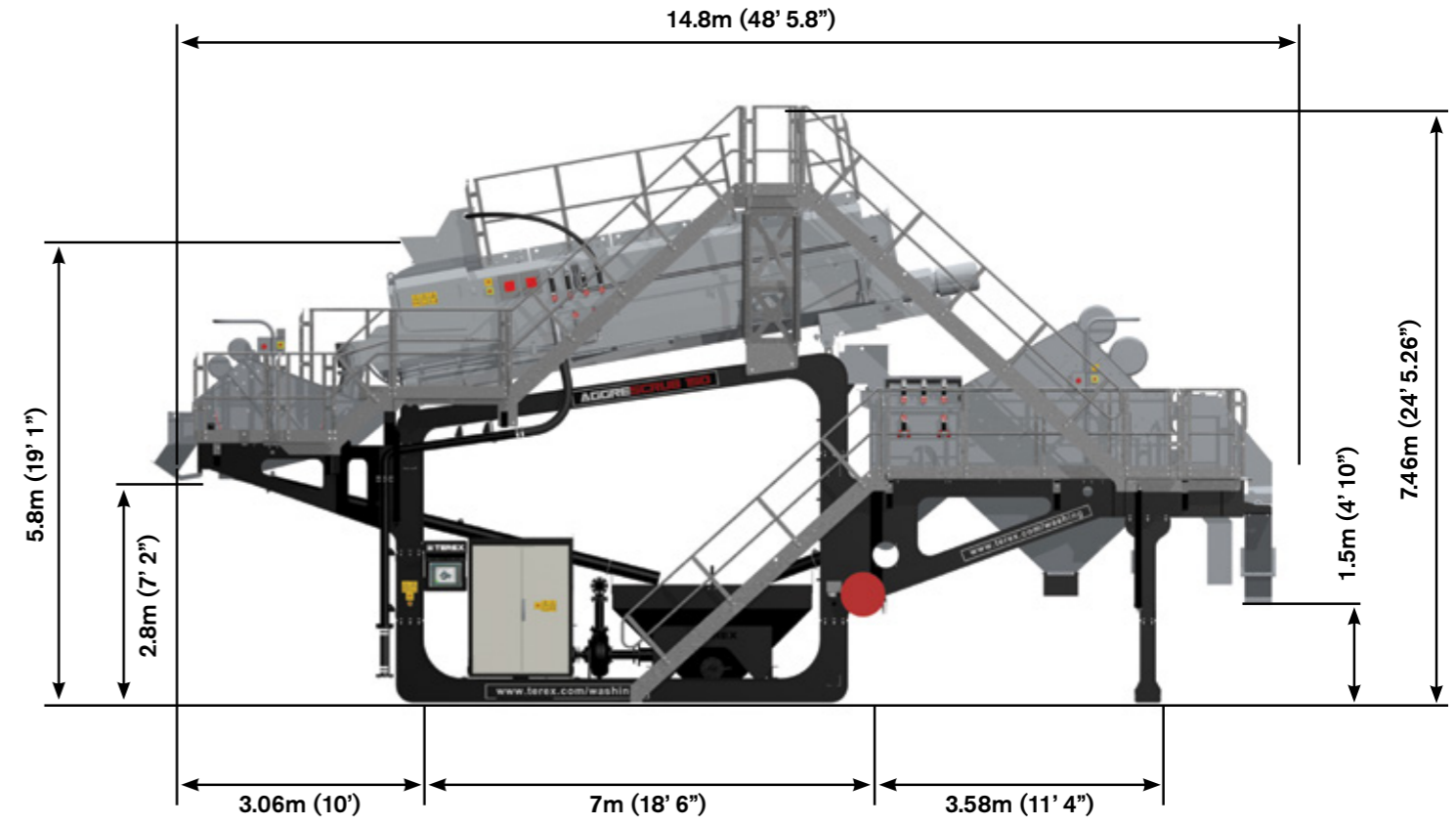
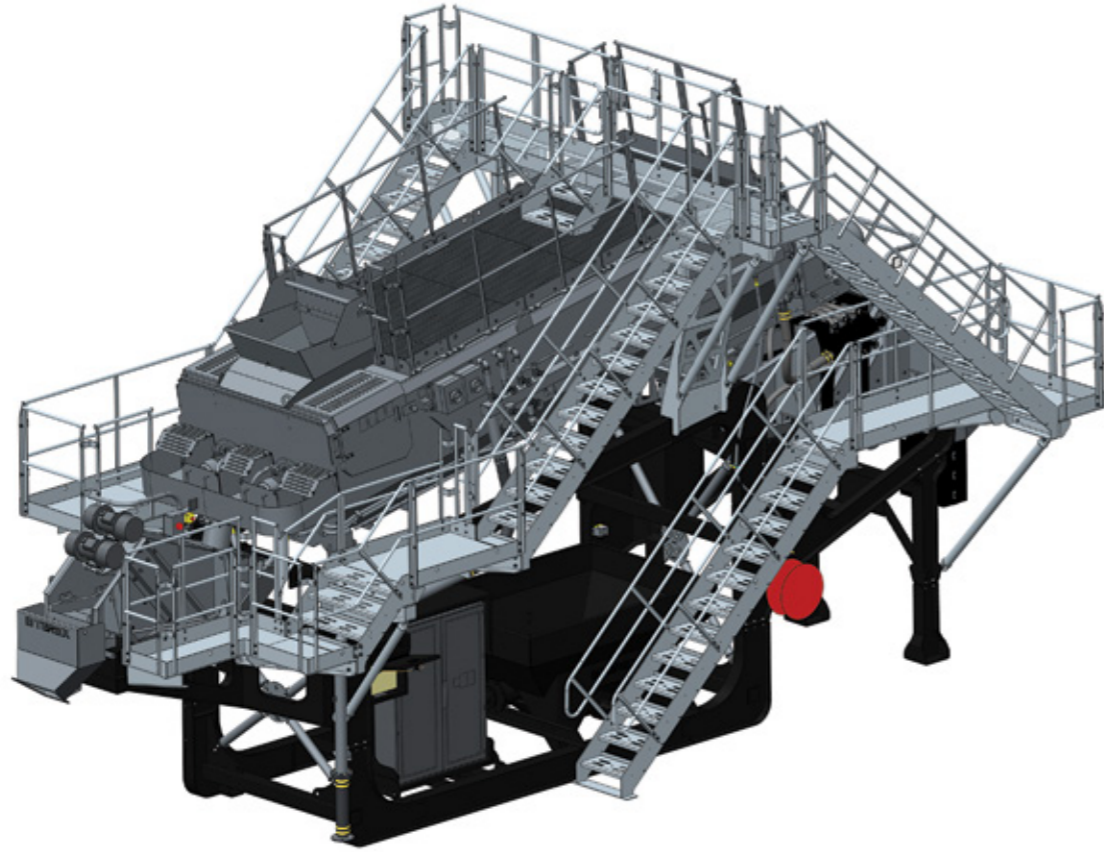
- Ships in 2 40' open-top containers



DIMENSIONS

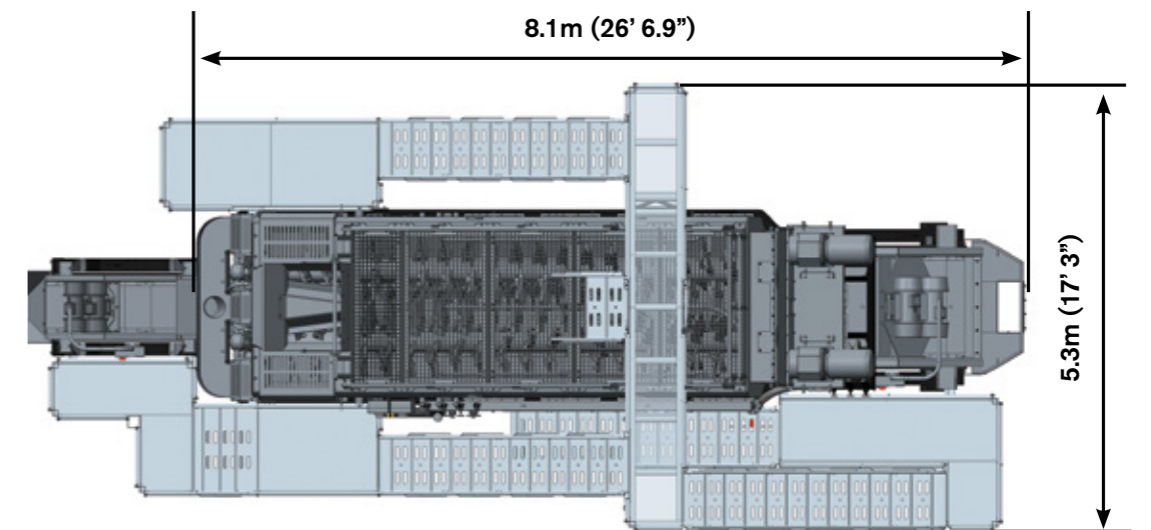
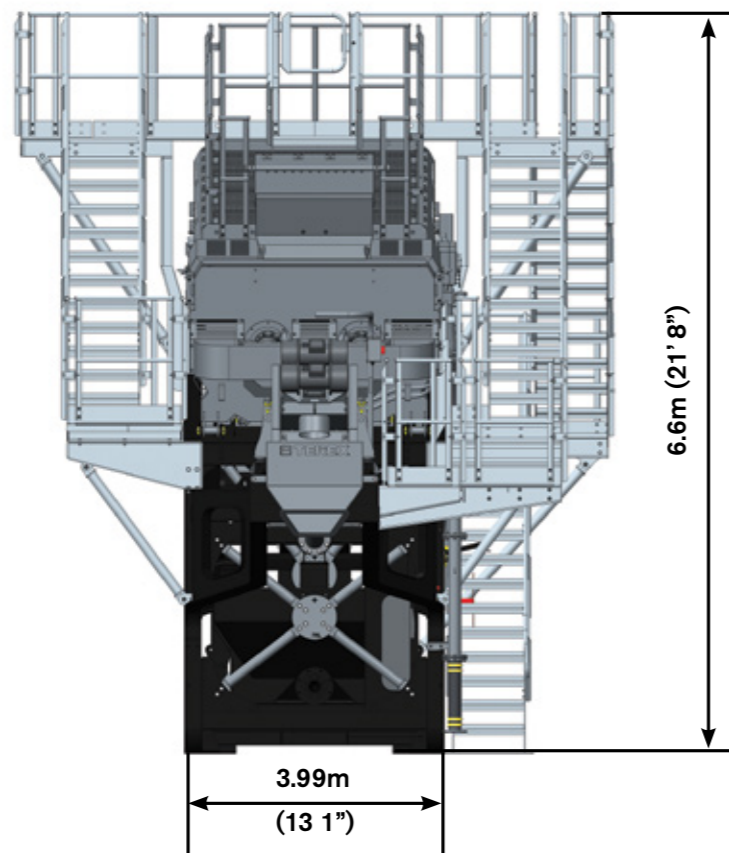
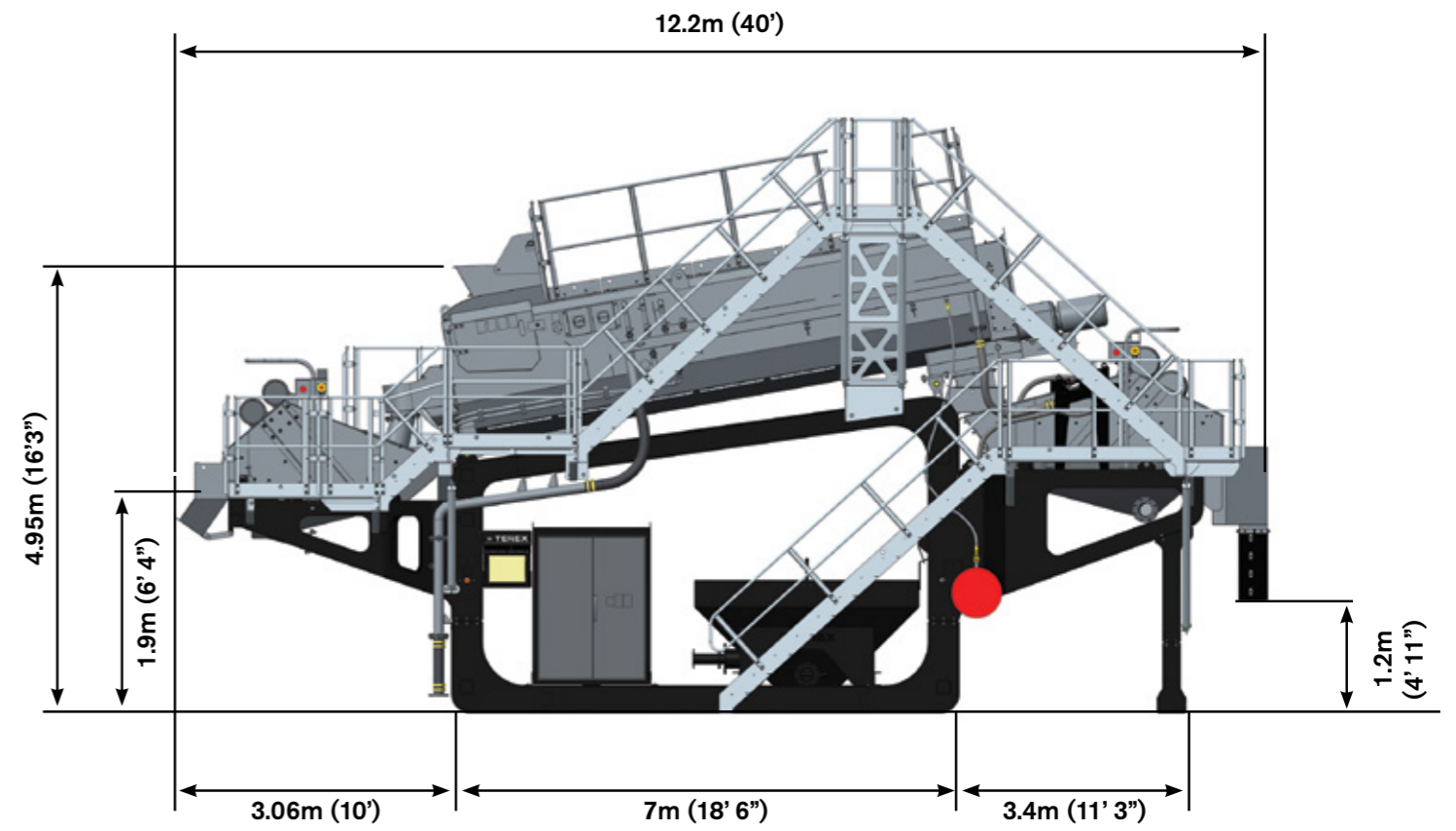
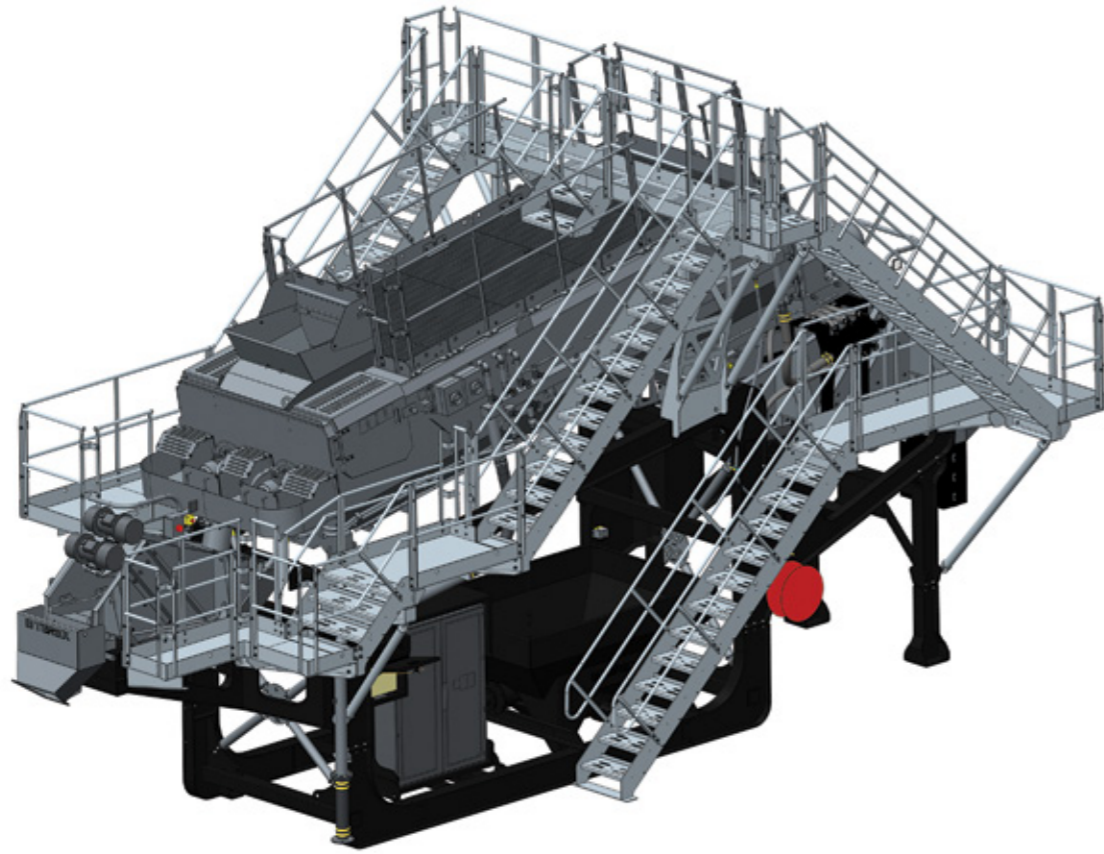
AGGRESCRUB™ 150

WITH 12' X 5' AGGREGATE SCREEN & 6' X 2' TRASH SCREEN

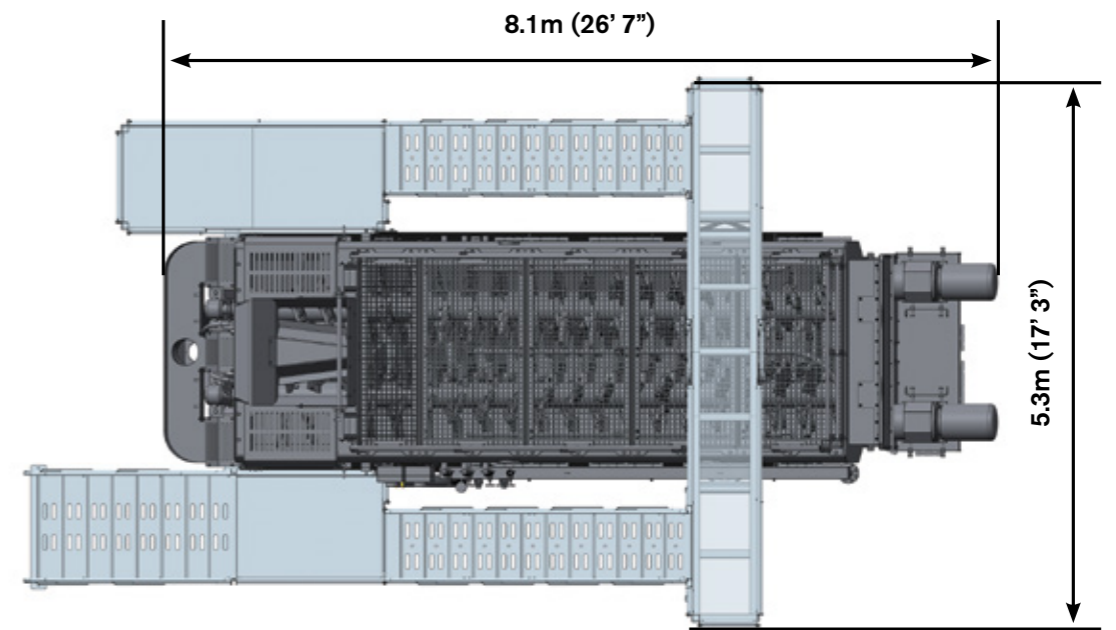
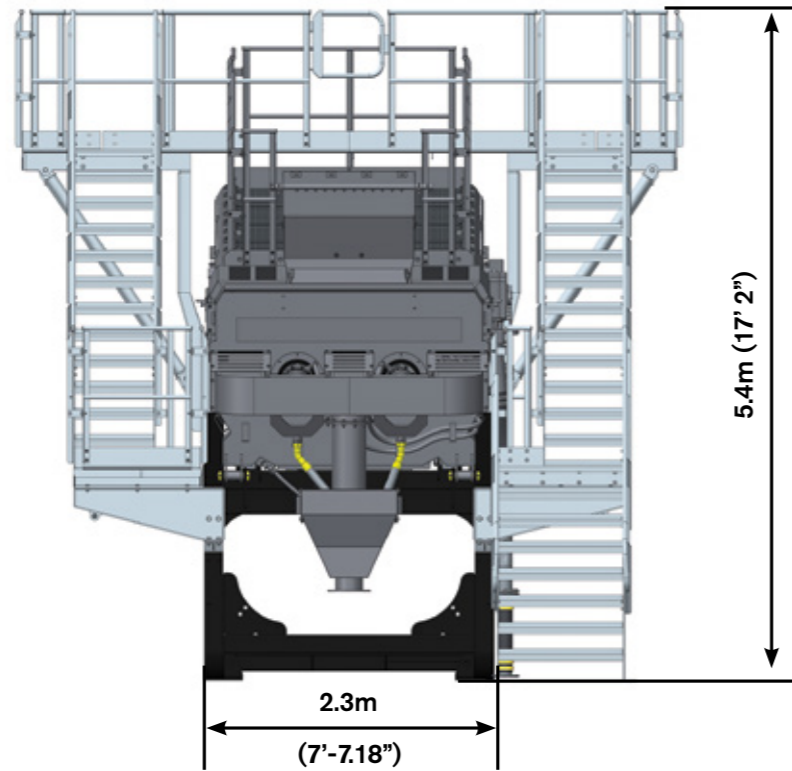
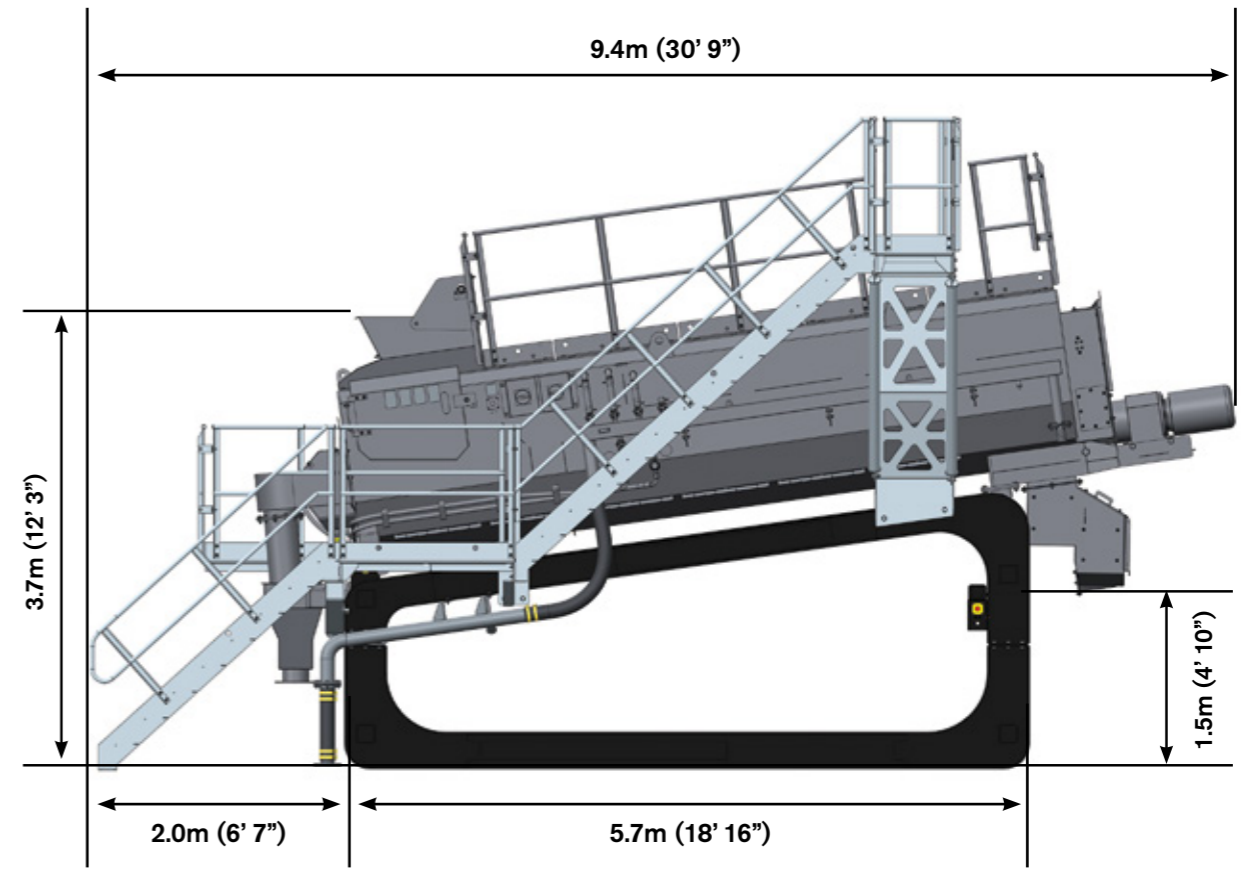
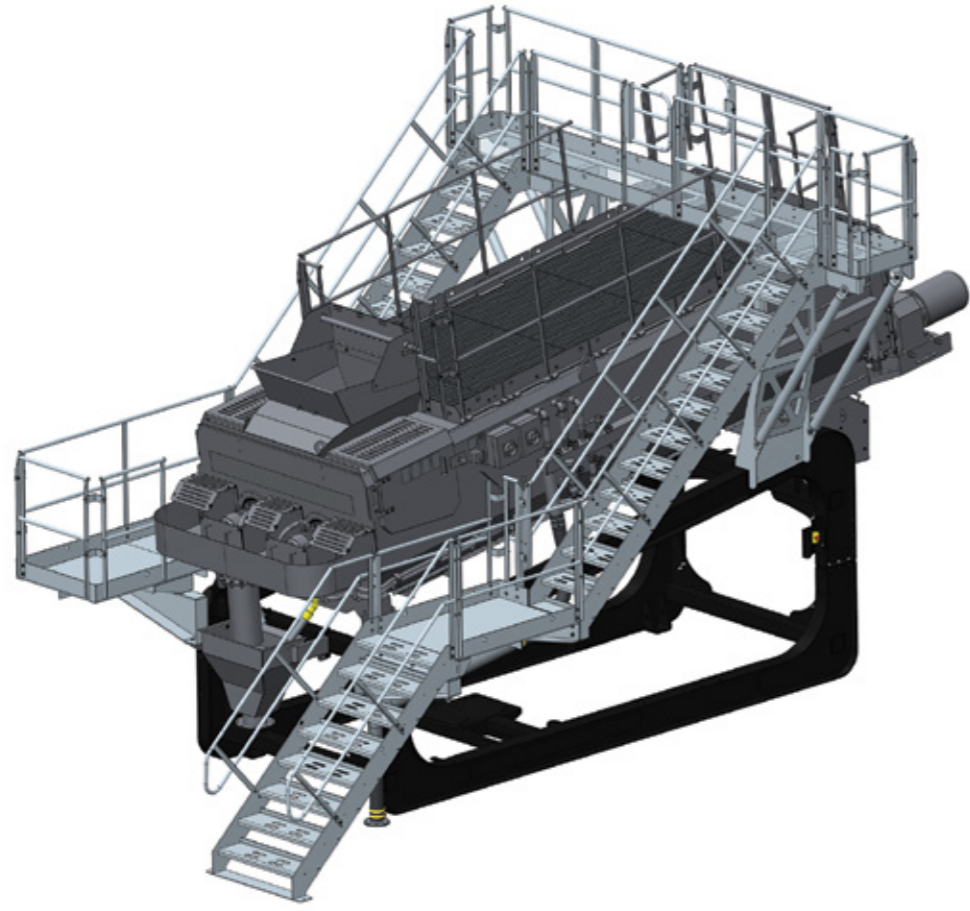


AGGRESGRUB™ 150

WITH 8' X 4' AGGREGATE SCREEN AND 6' X 2' TRASH SCREEN



AGGRESUB™ 150
STANDARD CONFIGURATION



TEREX WASHING SYSTEMS CONTACT DETAILS

Dungannon Site

200 Coalisland Road
Dungannon
Co. Tyrone
Northern Ireland
BT71 4DR


Tel: +44(0) 28 8771 8500

Email: TWS.sales@terex.com

www.terex.com/washing

Linked  YouTube

Check out Terex Washing Systems videos
on YouTube: www.youtube.com/terexwashingsystems



Effective Date: March 2016 Product specifications and prices are subject to change without notice or obligation. The photographs and/or drawings in this document are for illustrative purposes only. Refer to the appropriate Operator's Manual for instructions on the proper use of this equipment. Failure to follow the appropriate Operator's Manual when using our equipment or to otherwise act irresponsibly may result in serious injury or death. The only warranty applicable to our equipment is the standard written warranty applicable to the particular product and sale and Terex makes no other warranty, express or implied. Products and services listed may be trademarks, service marks, or trade names of Terex Corporation and/or its subsidiaries in the USA and other countries. All rights are reserved. Terex is a registered trademark of Terex Corporation in the USA and many other countries. © 2010 Terex Corporation.

 **TEREX**[®]
WASHING SYSTEMS

WASHING AS IT SHOULD BE